

ROSES

STRIPS

Available in 3.0m Lengths

AD3

920 x 530mm



AD4

820 x 430mm



AD5

420mm



SCR 3 RING

870mm



BEAD AND RULE RING

595mm



SCS84

55mm



SCS82

50mm



SCS81


35mm

2.4 mtr



SCS82A

50mm



SCS83

25mm x

75mm



SCS84

55mm x

20mm



SCS85

25mm x

75mm



SCS86

50mm

Rebated



SCS87

40mm

2.4 mtr



SCS88

50mm

Rebated



SCS89

75mm

3.6 mtr



STRIPS

Available in 3.0m Lengths

SCS90
60mm x
70mm



SCS101
150mm



SCS91
115mm x
20mm



SCS102
120mm



SCS92
45mm x
90mm



SCS103
60mm x
80mm



SCS93
40mm



SCS104
70mm



SCS94
60mm



SCS105
55mm



SCS95
55mm



SCS106
50mm



SCS96
55mm



SCS107
50mm



SCS97
50mm



SCS108
80mm



SCS98
70mm



SCS109
55mm



SCS99
55mm



SCS110
2 sizes:
80mm
150mm



SCS100
95mm



SCS111
75mm



STRIPS

Available in 3.0m Lengths

STAFFS

SCS112
60mm



SCS113
50mm



SCS114
60mm



SCS115
80mm



SCS116
45mm



SCS117
60mm



SCS118
55mm



SCS165
50mm
Rose Panel
Joiner



**SCS
FLUTES**
115mm

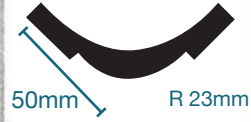


**PACIFIC
PALMS**
150mm



SCS120

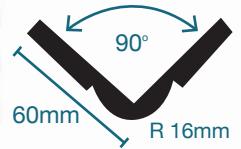
60mm x 60mm
x 3mtr



This style, the
corner of the stud
or brick must be
shaved off

SCS120A

50mm x 50mm
x 3mtr



This style fixes
directly onto stud
or brick corners

